



EAST LOS ANGELES COLLEGE
NURSING

Spring 2026 Application Information Session

Meeting ID: <https://laccd.zoom.us/j/84348635319>

**ELAC Associate Degree in Nursing Program
prepares nurses to succeed and make a
positive impact in the communities they serve**

Speakers

- **Ms. Jade Valmonte**, *Nursing Program Director*
- **Dr. Brenda Chan**, *Assistant Director*
- **Dr. Carolyn Du**, *Assistant Director*
- **Ms. Barbara Eazor & Ms. Anna Olivares**, *Nursing Counselors*
- **Ms. Areli Vargas & Ms. Stephanie Wang**, *Nursing Office Staff*

Your future
awaits....









CITY OF —————
MONTEREY PARK
CALIFORNIA

**10 miles east of Downtown Los
Angeles**

Easy access to many landmarks



About Us

- ELAC Nursing Program is a welcoming and a diverse community of students, faculty and staff who are shaping the future of healthcare
- Educating Nurses since 1945
- Commitment to Student Success, Diversity, Equity, and Inclusion
- Our Motto: *To enhance the society and people's lives.*





NCLEX Annual Pass Rate

2024 - 2025 = 92.2%

2023 - 2024 = 100%

2022 - 2023 = 85.7%

\$92,130 - \$137,908

Salary for RN

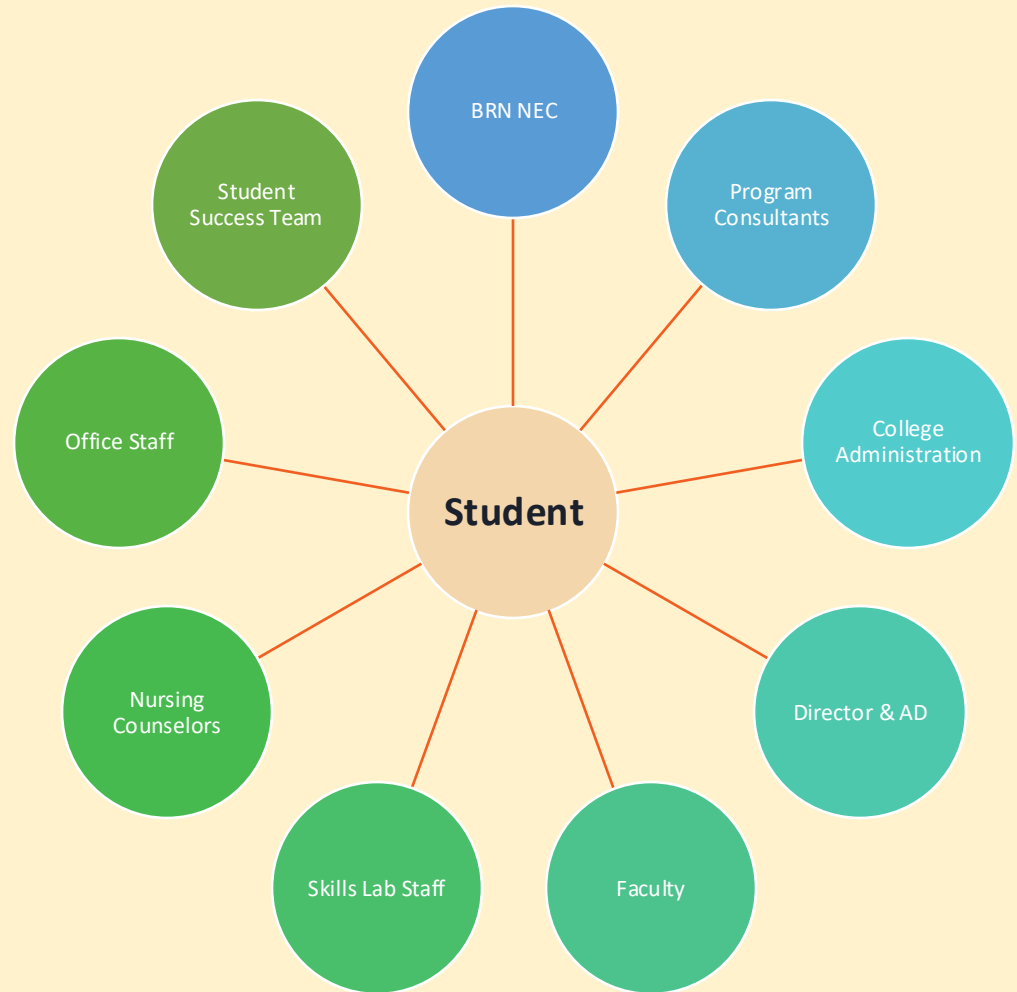
Reference: County of Los Angeles

RN I/Relief Nurse

RN Program at ELAC

- Curriculum approved by the California Board of Registered Nursing
- Two-year full-time program, Fall and Spring enrollment, cohort size 30 per semester/60 per year
- Offers Associate in Science, Nursing
- ADN-BSN pathway with many public and private universities
- Offers many scholarship programs
- Our dedicated nursing faculty consists of many alumni
- Our students come from diverse backgrounds and over 50% of our graduates work in RN shortage areas
- Clinical Partners: DHS Facilities: LA General Medical Center, Monterey Park Hospital, Dignity Health: California Hospital

Student Success Team



10:1

- Student- Faculty Ratio
- Experienced faculty/staff dedicated to student success

20+

- Full and part-time faculty
- Working professionals who bring the most current knowledge into their classrooms, skills lab and clinicals

To be eligible for the RN Program....

- Fulfill prerequisite requirements (no in-progress)
- Fulfill GPA requirements
 - Science GPA ≥ 2.5 , may only repeat one class out of three classes; no recency requirement at ELAC
 - Overall GPA ≥ 2.5

Admission Decision

- Selection is based on multi-criteria points to fill a cohort size of 30
- No waitlist
- Applications accepted twice a year (Spring and Fall)

Program Requirements

- Proof of Education
 - US High School Graduate or equivalent (GED or High School Proficiency Test)
 - Completion of AA/AS or higher degree from a US accredited college or university
 - We DO NOT accept foreign high school diplomas
- Social Security Number (SSN) or Individual Tax Identification Number (ITIN)
 - International students with SSN or ITIN are eligible to apply
- Eligibility to pass a Live Scan Background Check (DOJ and FBI) and drug screen

Prerequisite Requirements

- Anatomy 1 (min. 4 units) or Biology 20 (8 units)
 - Physiology 1 (min. 4 units) or Biology 20 (8 units)
 - Microbiology 20 (4 units)
 - English C1000 (min. 3 units)
 - Psychology C1000 (min. 3 units)
 - Psychology 41 (min. 3 units)
 - College Chemistry 51, 65, or 101
 - College Level Math: Stat C1000 or C1000E, Math 245 or higher
- Minimum GPA ≥ 2.5
required for three science
classes.
- No recency requirement.
- Only allowed one repeat.

Additional Corequisites for A.S. Degree in Nursing

- American Institutions
- Arts and Humanities (3 units)
- Communication 101 (3 units)
- Introduction to Sociology (3 units)

*Beginning Fall 2023, nursing students with no previous Bachelor's degree would need Ethnic Studies for degree requirement. Please see a nursing counselor for course selection and details.

ATI TEAS Test of Essential Academic Skills Version 7

Subject matter, test format, and everything you should know.

The ATI TEAS exam is comprised of 170 total questions, with 209 minutes in allocated testing time. Question types include multiple choice, multiple select (select all that apply), fill in the blank, ordered response and hot spots.

TEAS Version 7 is now live

209

Minutes

170

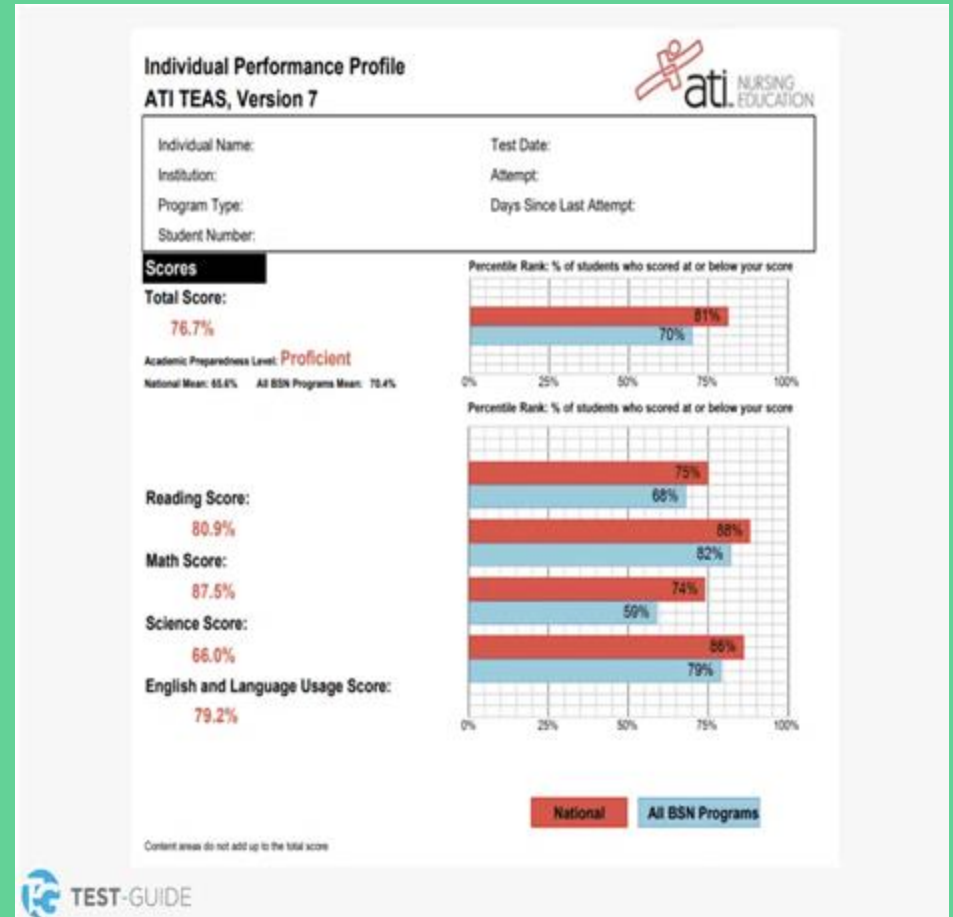
Questions

	Reading	Mathematics	Science	English and Language Usage
Number of Questions	45	38	50	37
Number of Unscored Questions	6	4	6	4
Time Limit (Minutes)	55 min.	57 min.	60 min.	37 min.
Specific Content Covered	<ul style="list-style-type: none">• Key ideas and details (15)• Craft and structure (9)• Integration of knowledge & ideas (15)	<ul style="list-style-type: none">• Numbers and algebra (18)• Measurement and data (16)	<ul style="list-style-type: none">• Human anatomy & physiology (18)• Biology (9)• Chemistry (8)• Scientific reasoning (9)	<ul style="list-style-type: none">• Conventions of standard English (12)• Knowledge of language (11)• Using Language and Vocabulary to Express Ideas in Writing (10)

All four sub-categories score $\geq 62.0\%$

Please only submit the score profile page of your TEAS 7 report.

DO NOT submit additional pages of TEAS 7 report.



TEAS Score Sample Report

Transcripts

- Scan and submit transcripts from **ALL** institutions you have attended, whether or not they are related to the program pre/corequisites (along with your application materials)
- You may submit **UNOFFICIAL** transcripts during the application period
- **DO NOT** send official transcripts until you have been offered acceptance into the nursing program

How to Submit Unofficial Transcript to us:

Highlight the following prerequisites in **yellow:**

Anatomy 1

Physiology 1

Microbiology 20

English C1000 or higher

Psychology C1000

Psychology 41

College Chemistry 51, 65, 101 or higher

Stat C1000 (Math 227, 227S), Math 245 or higher

Highlight the following corequisites in **yellow:**

American Institutions

Arts and Humanities

Communication

Introduction to Sociology

Application

Please use this form as COVER PAGE
for all your application documents

Email all application materials in
ONE PDF file to nursing office:
nursingadmission@elac.edu

Subject title: Name (last, first)_
Birthday (MMDDYYYY)_Spring 2026

File name: Name (last, first)_
Birthday (MMDDYYYY)_Spring 2026



ELAC ADN Nursing Program Spring 2026 Application Checklist

Name (Last, First): _____

LACCD/ELAC Student ID# (if available): _____

Birthday (Month/Day/Year): _____

Ethnicity: _____ Gender: _____

Language spoken at home besides English: _____

Email: _____

Phone #: _____

Please use this form as a cover page for all your application documents.

Required Documents	✓ Complete
1. A copy of your California Driver License/Identification Card and ELAC Student Identification Card (if available)	<input type="checkbox"/>
2. Multi-Criteria Screening Process for Admission Worksheet	<input type="checkbox"/>
3. ATI TEAS Test Version 7, Proctored Assessment Individual Score > 62.0% in all four subcategories (Reading, Math, Science and English & Language Usage). Do not submit this application if the TEAS requirement is not met.	<input type="checkbox"/>
4. Transcripts (Please yellow highlight courses taken that meet the admission requirements. Unofficial may be submitted. Official transcript will be required before actual enrollment)	<input type="checkbox"/>
5. Additional supporting documents per the Multi-Criteria Process for Admission Worksheet	<input type="checkbox"/>
6. Copy of COVID vaccine including booster shot (optional)	<input type="checkbox"/>
7. Nursing Counseling Worksheet- RN Program (optional)	<input type="checkbox"/>



East Los Angeles College
Department of Nursing
MULTICRITERIA SCREENING PROCESS FOR ADMISSION WORKSHEET

Criteria	Points (Write your score on the line)	Supporting Documentation
Test of Essential Academic Skills (TEAS) Version 7 <u>First passing score only</u> <input type="checkbox"/> 85.0 - 100% = 20 points <input type="checkbox"/> 78.0 - 84.9% = 15 points <input type="checkbox"/> 71.0 - 77.9% = 10 points <input type="checkbox"/> 62.1 - 70.9% = 5 points <input type="checkbox"/> 62.0% = 0 point	<p style="text-align: center;">20 Max</p> <p style="text-align: center;">_____</p>	<ul style="list-style-type: none"> Proctored Assessment Individual Score must be equal or greater than <u>62.0% in all four sub-categories</u> (Reading, Math, Science, and English & Language Usage). If a student does not meet the 62.0% benchmark on the Proctored Assessment Individual Score, the student may re-take the test after remediation
Science GPA in relevant course work: Anatomy, Physiology and Microbiology (lecture and lab courses only) <input type="checkbox"/> GPA = 4.0 – 15 points <input type="checkbox"/> GPA = 3.5 – 10 points <input type="checkbox"/> GPA = 3.0 – 5 points <input type="checkbox"/> GPA = 2.5 – 0 points	<p style="text-align: center;">15 Max</p> <p style="text-align: center;">_____</p>	<p>Science GPA must be equal to or greater than 2.5.</p> <p>May only repeat <u>one</u> science class for an improved grade. W does not count as an attempt.</p> <p>Additional points are awarded for each additional 0.1 GPA.</p> <p>(ex. 3.2 GPA = 5 + 2 = 7 points) GPA = 3.5 - 10 points GPA = 3.0 - 5 points GPA = 2.5 - 0 points</p>
Cumulative GPA in all coursework <input type="checkbox"/> GPA = 4.0 – 15 points <input type="checkbox"/> GPA = 3.5 – 10 points <input type="checkbox"/> GPA = 3.0 – 5 points <input type="checkbox"/> GPA = 2.5 – 0 points	<p style="text-align: center;">15 Max</p> <p style="text-align: center;">_____</p>	<p>Cumulative GPA must be equal to or greater than 2.5.</p> <p>Additional points are awarded for each additional 0.1 GPA.</p> <p>(ex. 3.2 GPA = 5 + 2 = 7 points)</p>



East Los Angeles College
Department of Nursing
MULTICRITERIA SCREENING PROCESS FOR ADMISSION WORKSHEET

<p>Completion of relevant course work for East Los Angeles College Nursing Program</p> <p><input type="checkbox"/> Art and Humanities (3 units) = 1 point</p> <p><input type="checkbox"/> American Institutions (3 units) = 1 point</p> <p><input type="checkbox"/> Introduction to Sociology (3 units) = 1 point</p> <p><input type="checkbox"/> Public Speaking (3 units) = 1 point</p>	<p style="text-align: center;">4 Max</p> <hr style="width: 50px; margin: 0 auto;"/>	<p>Co-requisite Courses:</p> <ul style="list-style-type: none"> Art and Humanities (3 units) = 1 point American Institutions (3 units) = 1 point Introduction to Sociology (3 units) = 1 point Public Speaking (3 units) = 1 point
<p>Academic Degrees - AA/AS/BA/BS or higher from a US accredited college</p> <p><input type="checkbox"/> AA/AS/BA/BS or higher degree – 5 points</p>	<p style="text-align: center;">5 Max</p> <hr style="width: 50px; margin: 0 auto;"/>	<p>Must submit transcripts from an approved US college or university with degree posted. Unofficial transcripts may be submitted during the application period.</p>
<p>Recent work or volunteer experience with direct human patient care within the past 5 years.</p> <p><input type="checkbox"/> LVN, CNA, Paramedic, EMT, Respiratory Therapist (All work experience greater or equal to 1000 Hours = 3 points)</p> <p><input type="checkbox"/> Medical Assistant, School Health Aide, Unlicensed Personnel, Hospital Unit Based Clerical or Telemetry Staff, Physical Therapy Aide, Medical Scribe (All work experience greater or equal to 1000 hours = 2 points)</p> <p><input type="checkbox"/> Clinical Care Extender or other healthcare volunteer (Greater or equal to 200 hours of direct human patient care contact = 1 point)</p>	<p style="text-align: center;">3 Max</p> <hr style="width: 50px; margin: 0 auto;"/>	<p>For all areas, applicant must have verification from current or former human resources, employer, or organization. Letter must be on organizational letterhead with an original signature and must include:</p> <ul style="list-style-type: none"> Applicant's name Start and end date Employee status (Full/Part-time) Total number of hours worked Job or position title Example of duties or attached job/position description <p>Licensed or certificated healthcare workers are required to provide a copy of current license or certificate including:</p> <ul style="list-style-type: none"> License/certificate number Date of issue Date of expiration



East Los Angeles College
Department of Nursing
MULTICRITERIA SCREENING PROCESS FOR ADMISSION WORKSHEET

Life Experience or Special Circumstances * <i>(Documentation required)</i> <input type="checkbox"/> Disabilities = 3 points <input type="checkbox"/> Non-Traditional Fields = 3 points <input type="checkbox"/> First Generation of Family to Attend College = 3 points <input type="checkbox"/> Disadvantaged Social, Educational, Environment = 3 points <input type="checkbox"/> Low Income = 3 points <input type="checkbox"/> Refugee Status = 3 points	3 Max _____	Suggested documentations may include the following: <ul style="list-style-type: none"> • Disability documented or verified by a healthcare provider or college DSPS program • Proof of eligibility (ex. BOG fee waiver, Cal Grant, Pell Grant, or other Federal grant, CalWORKs, Extended Opportunity Programs & Services) • Documentation or letter from the United States Citizens & Immigration Services (USCIS) • Do not submit IRS 1040 Tax Return
Veteran Status <i>(Documentation required)</i> <input type="checkbox"/> Active/Former Service = 5 points <input type="checkbox"/> Spouse of Active/Former Military = 5 points	5 Max _____	<ul style="list-style-type: none"> • Copy of Defense Department Form 214 (DD214) Honorable discharge • Copy of official notice issued by the Department of Defense documenting the active-duty status of a spouse
Total Points	_____/70	Students must meet minimum requirements of: <ul style="list-style-type: none"> • Science GPA equal to or greater than 2.5 • Cumulative GPA equal to or greater than 2.5 • ATI TEAS Proctored Assessment Individual Score equal or greater than <u>62.0% in all four sub-categories</u> (Reading, Math, Science, and English & Language Usage). <p>Admission committee members will comprehensively review all documents & academic coursework to determine eligibility.</p>



East Los Angeles College
Department of Nursing
MULTICRITERIA SCREENING PROCESS FOR ADMISSION WORKSHEET

***Life Experience or Special Circumstances**

1. **Individuals with Disabilities** - Students reported with a primary disability anytime since fall 1990 through the current time- period are in the Students with Disabilities category. This is reported in MIS data element SD01 Student-Primary-Disability.
2. **Non-traditional Fields** -- A non-traditional student is a student that is in a program that leads to an occupation where their gender represents less than 25% of those employed. (Examples would be woman in automotive or men in nursing)
3. **First Generation College Student**- a student whose parent(s) did not complete a four-year college or university degree.
4. **Socially or educationally disadvantaged**—A individual is considered socially and or educationally disadvantaged if: student received a Promise grant and/or Pell Grant; has been identified as a WIOA participant; is a recipient of public aid (as defined by the California Department of Public Social Services).
5. **Low Income**: an individual whose family's taxable income for the preceding year did not exceed 150 percent of the poverty level amount, a person who lives in a household whose income is below average.

**Please add up all scores
on the worksheet and
write in the total score.**

**Please DO NOT submit tax returns,
Social Security Number card image,
MediCal ID card image, and paystubs.**

**Please only submit 1-2 pages of proof
if you are receiving financial aid**

Application Deadlines

- Application window: **08/25/25 to 09/29/25**
- Online application link goes live on 08/25/25 at 12:01 AM
- PDF packet to be emailed to nursingadmission@elac.edu
- Online application link will close on 09/29/25 at 11:59 PM
- Please do not wait until the last minute to submit!

Application Procedure

TWO STEP PROCESS:

1. Complete an online application (link goes live on 08/25/25)
2. Email all supporting documents in ONE PDF file to
nursingadmission@elac.edu
 - a. Subject line: Name (last, first)_Birthday (MMDDYYYY)_ Spring 2026
 - b. File name: Name (last, first)_Birthday (MMDDYYYY)_ Spring 2026EXAMPLE: **Valmonte, Jade_01241925_Spring 2026**

Incomplete or late applications will not be considered.

Do not submit more than one online application or email multiple PDF files in one email.

Online Application Form



Section 1

Personal information

Please answer all the questions in this section. Applicants are responsible for the contact information provided. Mistakes that hinder communication are applicants' responsibility. If any contact information changes, please email nursingadmission@elac.edu. The demographic information will not affect eligibility for admission into the program.

1. I have an ELAC student ID *

- ☐ Yes* (please fill in your student ID in next question)
- ☐ No

2. Student ID number

Enter your answer

3. First name *

Enter your answer

4. Last name *

Enter your answer

5. Birthdate *

Enter your answer

33. Total points from the ELAC multi-criteria screening process for admission worksheet (numbers only) *

Enter your answer

34. Date TEAS Version 7 Test Taken *

Please input date (M/d/yyyy)



35. Number of attempts on the TEAS test Version 7 * 

- ☐ 1
- ☐ 2
- ☐ 3
- ☐ 4 or more

36. TEAS Test Version 7: Overall Score *

(must be equal to or greater than 62.0%)

- ☐ 85.0 - 100%
- ☐ 78.0 - 84.9%
- ☐ 71.0 - 77.9%
- ☐ 62.1 - 70.9%

37. TEAS Test Version 7: Reading Score *

(must be equal to or greater than 62.0%)

- ☐ 85.0 - 100%
- ☐ 78.0 - 84.9%
- ☐ 71.0 - 77.9%
- ☐ 62.1 - 70.9%
- ☐ 62.0%

38. TEAS Test Version 7: Math Score *

(must be equal to or greater than 62.0%)

- ☐ 85.0 - 100%
- ☐ 78.0 - 84.9%
- ☐ 71.0 - 77.9%
- ☐ 62.1 - 70.9%
- ☐ 62.0%

42. Science GPA in course work: Anatomy, Physiology and Microbiology (must be equal to or greater than 2.5). GPA calculator (<https://www.elac.edu/Student-Services/Transfer-Center/Transfer-Resources/GPA-Calculator>) *

To be eligible for the Nursing Program, science GPA must be equal or greater than 2.5.

- ☐ 4.0
- ☐ 3.6-3.9
- ☐ 3.1-3.5
- ☐ 2.5-3.0

43. Cumulative GPA in all course work (must be equal to or greater than 2.5) GPA calculator (<https://www.elac.edu/Student-Services/Transfer-Center/Transfer-Resources/GPA-Calculator>) *



To be eligible for the Nursing Program, the cumulative GPA must be equal or greater than 2.5.

- ☐ 4.0
- ☐ 3.6-3.9
- ☐ 3.1-3.5
- ☐ 2.5-3.0

- Check off the boxes and submit PDF file via email
- Enter name to sign the application


59. Please check off and email the following in one PDF to nursingadmission@elac.edu. Note: Incomplete or late application will not be considered. PDF file name: Name (Last, first)_Birthday(MM_DD_YYYY)_Spring 2026) *

- ☐ Application Checklist Cover Page
- ☐ A copy of your California Driver License and ELAC Student ID (if available)
- ☐ TEAS Test Version 7, Proctored Assessment Sub-categories Score \geq or \approx 62.0% (Submit TEAS test result print out including sub-category scores, official transcript from ATI will be required)
- ☐ The ELAC Multi-Criteria Process for Admission Worksheet (filled out)
- ☐ High School and College Transcripts (unofficial may be submitted, however, official transcript will be required)
- ☐ Additional supporting documents per the ELAC Multi-Criteria Process for Admission Worksheet
- ☐ COVID Vaccine and booster (optional)
- ☐ Nursing counseling worksheet- RN Program Course Information (optional)
- ☐ All of the above

Attention:
Incomplete or late
application will not be
considered.

Check your entries before
submission.

To submit the application,
click **Submit**



61. Today's Date *

Please input date (M/d/yyyy)

Submit

First Year Nursing Program

First Semester (8.5 units)

N266 Introduction to Nursing
(3.5) (Week 1-8)

N265 Fundamentals of Nursing
(3.5) (Week 9-16)

N275 Introduction to
Pharmacology (1.5) (16 weeks)

Second Semester (9 units)

N267 Medical Surgical Nursing I
(4) (8 weeks)

N268 Psychiatric/Mental Health
Nursing (3.5) (8 weeks)

*Cohort will split into two groups, one group will enroll in N267 and one group in N268 for the first quarter (Week 1-8), then switch for the second quarter (Week 9-16)

Second Year Nursing Program

Third Semester (9.5 units)

N269 Medical/Surgical Nursing II
(5.5) (8 weeks)

N271 Reproductive
Nursing/Women and Newborn (4)
(8 weeks)

Fourth Semester (10.5 units)

N270 Pediatric Nursing (4) (8
weeks)

N272 Medical/Surgical Nursing III
(5.5) (8 weeks)

N274 Role Transition (1) (16
weeks)

Mandatory New Student Orientation Program

- November-January (Dates and Times TBA)
- Welcome Day
 - Student Services and Campus Orientation
 - Uniform purchase
 - Books and Online Resource Purchase
 - ATI Educational Resource purchase
- N250 Orientation to Nursing Class
 - On-boarding for Clinical Facility (must meet clinical agency health clearance)
 - Study Tips, Syllabi, and Modules Review
 - Reading Strategies for Nursing Textbooks
 - NCLEX-RN and NGN Test Items

Frequently Asked Questions

- Course schedule - varies, weekdays, evenings, weekends
- Course delivery
 - Theory content (1-2 days per week)
 - Clinical - clinical experience at affiliated facilities (1-2 days per week)
 - Skills lab (1-2 days per week)
- Clinical hours - varies, depending on course level and specialty

Frequently Asked Questions

- TEAS 7: minimum score of 62 or above for each sub-category:
 - Reading ≥ 62
 - Math ≥ 62
 - Science ≥ 62
 - English and Language Usage ≥ 62

May only retake TEAS 7 test if there is a failed score in a sub-category.

Higher scores will not be accepted if the previous attempt already had passing scores.

TEAS 7 FAQ cont'd

TEAS ranking Point Example:

First Attempt: 78, 65, 52, 66

Second Attempt: 83, 68, 62, 70

Third Attempt: 84, 73, 65, 78

Multi-criteria point calculation will be based on scores received from the second attempt as that is the first report card with all passing scores. Subsequent higher scores from subsequent attempts will not be used for ranking points.

FAQs cont'd

If offered admission....

- COVID vaccine and booster is still required by clinical facility
- Must have full vaccine series including latest vaccines
- Please discuss all vaccine related questions with your healthcare provider
- Vaccine documentation/CDC Vaccine card required

Note: Vaccine proof is optional to submit with the application packet

FAQs cont'd

- Must be 18 with a valid ID or driver license (for Live Scan)
- US High School Transcript or GED or College degree is required.
- First generation college students: provide statement (less than one page) explaining your situation.
- Healthcare Professionals: must submit employment verification letters indicating position and period of employment, minimum 1000 hours (equivalent to six months full-time employment).
- How to combine PDF: only submit one PDF **only submit one PDF (watch youtube videos if need assistance how to combine PDFs for PCs or Macs)**

Fall 2026 Application Process

If you are unable to apply for Spring 2026, the Fall 2026 application process will start in February 2026.

Please email us at nursingadmission@elac.edu for any questions.

Free TEAS code for ELAC Pre-Nursing Students

Email:

nursingadmission@elac.edu to
request TEAS code application
link

Limit to first 50 qualified
candidates.

Eligibility:

- Valid ELAC Student ID
- Valid CA ID or DL
- Age >18
- Took Anatomy, Physiology, and Microbiology at ELAC
- A/P/M GPA >2.5
- Cumulative GPA >2.5

Additional Perks at ELAC

- Academic Senate Scholarship Program
- ATI fee assistance for second year student
- Book vouchers and gas cards for students with demonstrated financial needs
- ELAC Foundation Scholarship Programs
- LACCD Foundation Scholarship Programs
- Basic Needs Center
- Enrollment Days and Giveaways
- ELAC-UCLA STAND Program
- Free 1:1 mental health counseling up to six sessions
- Student Health Center

**East Los Angeles College
Associate Degree Nursing
Program Cost of Attendance
2025-2026**

ELAC Associate Degree in Nursing Curriculum: 37.5 units (not including GE/degree requirements/pre-requisites)

Tuition & Fees: <https://www.elac.edu/cost-tuition/fees>

- Enrollment Fee: \$46.00 per unit
- Out of state non-resident: \$405.00 per unit (plus a \$46.00 per unit enrollment fee)
- Foreign country and/or F-1 VISA (International student): \$405.00 per unit (plus a \$46.00 per unit enrollment fee)
- International Student Medical Insurance: \$234.48 - \$703.44 per semester
- International SEVIS fee: \$25

Student Fees:

- Student Health Fee: \$16-19 per semester
- Associated Student Union Fee: \$3-7 per semester + Representation Fee \$2,
- Parking: \$10-27 per semester

Student Uniform:

- White set: \$60-70
- Green set: \$42-55
- White warm-up jacket: \$39-44
- Student nurse badge: \$16 for badge with pin, additional \$2 fee for magnet
- White nursing shoes: \$60 to \$175
- Clinical equipment ([spygmonanometer](#), bandage scissor, stethoscope [etc](#))

Clinical Onboarding Requirements:

- Physical exam, vaccines, blood titers, N95 fit test, color vision test, urine drug screen [etc](#): Price may vary depending on location and insurance.
- Fire Class, MOAB class, BLS class, Malpractice Insurance, and Live Scan (FBI and DOJ)

Textbooks & Other Online Resources: \$400-\$500 per semester

- Plus, ATI Learning Resources: \$470.50 per semester

Connect With Us



[elacnursing](#)



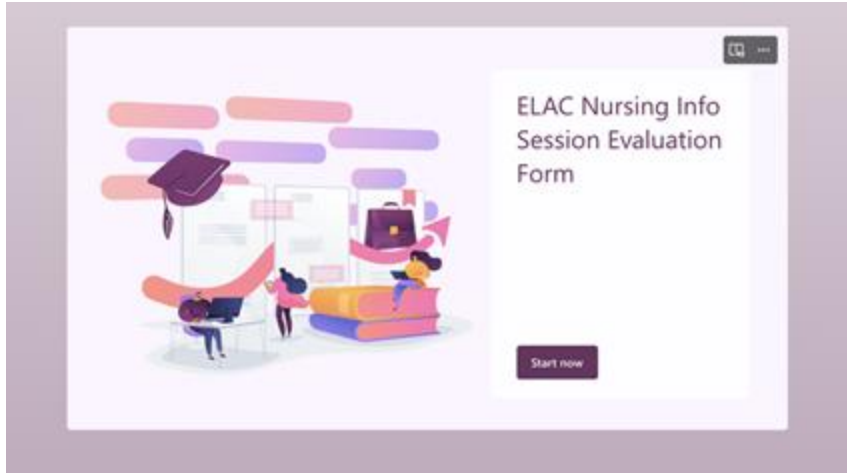
[elac_nursing](#)



nursingadmission@elac.edu

Information Session Attendance and Evaluation Form

<https://forms.office.com/r/FC8ybezG2c>



Thank you for joining us today!

Next Information Sessions:

August 14 at 5:00 PM

August 19 at 12:00 PM

References/ Resources

- [RN I/Relief Nurse Salary County of Los Angeles](#)
- [ATI TEAS](#)
- [Register for TEAS](#)
- [Prep for TEAS](#)
- [ELAC Admission](#)
- [ELAC Counseling](#)
- [ELAC Financial Aid](#)
- [ELAC Library](#)

Acknowledgements

- ELAC Nursing Counselors
 - Ms. Barbara Eazor
 - Ms. Anna Lisa Olivares
- ELAC Nursing Admission Committee Faculty & Staff
- ELAC Office of Admissions and Records
- L.A. Harbor College Nursing Multi-Criteria Process for Admission Worksheet
- California Community College Chancellor's Office Multi-Criteria Admission Worksheet